



xB RS 4.0 is out and looks to be a hit with our customers. We have noticed some chatter on the web regarding the special Torched Penny paint and its repairability. I wanted to provide you with some first hand information and dispel some of the rumors.

- Yes, the paint does cost more than normal paint
Why = It is due to the special color changing characteristics (high pigmentation) of the paint
- No, you do not need to re-paint the whole car if you get into an accident or get a scratch.
Why = Due to the color changing paint it is actually easier to blend and match than traditional paints (its harder to see the painting mistakes). Spot painting instructions are attached.
- No, the color is not difficult to match
Why = Due to the color changing paint it is actually easier to blend and match than traditional paints (it's harder to see the painting mistakes).
- Yes, there are paint companies offering this paint for repairs.

I am pleased to announce that all of the paint companies listed below have successfully achieved color matches for the Scion xB 3R2 "Torched Penny" color.

- PPG - 10/6/06 - completed with successful color match
- BASF - 9/4/06 - completed with successful color match
- Sherwin Williams - 10/17/06 - completed with successful color match
- DuPont - 11/10/06 - completed with successful color match
- Akzo Nobel - 11/09/06 - completed with successful color match

See attached paint repair application guide that was produced by Nippon Paint, the manufacturer of Maziora.

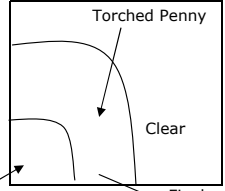
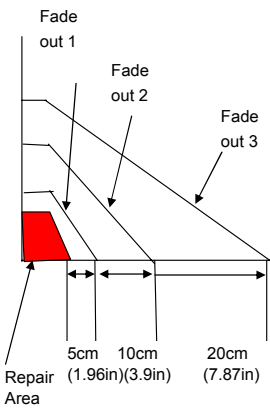
See attached marketing information that was created by Nippon Paint that helps to explain the Maziora paint (please excuse some of the grammar, the info is good though).

Torched Penny Repair Paint Application Guideline-Admila

<<Block Paint Application >>

Process	Guideline	Caution																																						
1 Primer Treatment	1.Repair defect parts in a conventional manner.	To ensure proper adhesion, final sand with #800 paper wet.																																						
2 Degreasing/Cleaning	1. Hold a "Silicon Off" absorbed cloth in one hand, and a dry cloth in the other hand. 2. Wipe off before it dries. Carefully wipe off dust with tack rag again immediately before finishing.	Repeat this process 2-3 times.																																						
3 Paint Application "Torched Penny"	<p style="text-align: center;">【Paint Formulation "Torched Penny"】 Nax Admila by Nippon Paint</p> <table border="1" style="width: 100%; border-collapse: collapse; margin-bottom: 10px;"> <thead> <tr> <th style="width: 10%;">No</th> <th style="width: 60%;">Basic Color</th> <th style="width: 30%;">Formula</th> </tr> </thead> <tbody> <tr> <td>280</td> <td>ADJUSTING CLEAR</td> <td>262</td> </tr> <tr> <td>T3R2</td> <td>MAZIORA BASE RG (CHROMA FLAIR RZD/GOLD)-10% CHROMAFLAIR</td> <td>82</td> </tr> <tr> <td>611</td> <td>TINTING BLACK</td> <td>162</td> </tr> <tr> <td>477</td> <td>IRON RED</td> <td>130</td> </tr> <tr> <td>06E</td> <td>NEO MICA BASE 35K (SILICA COPPER)-30% PIGMENT</td> <td>30</td> </tr> <tr> <td>395</td> <td>FIRST VIOLET</td> <td>12</td> </tr> <tr> <td>151</td> <td>SKASHI BALANCER (FLIP FLOP CONTROLLER)</td> <td>155</td> </tr> <tr> <td>901</td> <td>BINDER</td> <td>167</td> </tr> <tr style="background-color: #cccccc;"> <td colspan="2" style="text-align: center;">TOTAL</td> <td style="text-align: center;">1000</td> </tr> </tbody> </table> <p style="text-align: center;">With Thinner 80-100%</p> <p>** Tinting Point** Basic Color without Maziora is very important for flip flop color match.</p> <p style="text-align: center;">【Spraying】</p> <table border="1" style="width: 100%; border-collapse: collapse;"> <tbody> <tr> <td style="width: 20%;">Coating Pressure</td> <td>0.15-0.25 mpa (21.8-36.3 psi)</td> </tr> <tr> <td>Paint Adjustment</td> <td>1.5-2.5</td> </tr> <tr> <td>Gun Distance</td> <td>10-20cm (3.9-7.8 in)</td> </tr> <tr> <td>Paint Film Thickness</td> <td>15-20</td> </tr> </tbody> </table>	No	Basic Color	Formula	280	ADJUSTING CLEAR	262	T3R2	MAZIORA BASE RG (CHROMA FLAIR RZD/GOLD)-10% CHROMAFLAIR	82	611	TINTING BLACK	162	477	IRON RED	130	06E	NEO MICA BASE 35K (SILICA COPPER)-30% PIGMENT	30	395	FIRST VIOLET	12	151	SKASHI BALANCER (FLIP FLOP CONTROLLER)	155	901	BINDER	167	TOTAL		1000	Coating Pressure	0.15-0.25 mpa (21.8-36.3 psi)	Paint Adjustment	1.5-2.5	Gun Distance	10-20cm (3.9-7.8 in)	Paint Film Thickness	15-20	1. Correct thinner adjustment. 2. Wide pattern overlapping. 3. Spray medium coats allowing ample flash time between coats until color is achieved. 4. Check for mottling with bright light.
No	Basic Color	Formula																																						
280	ADJUSTING CLEAR	262																																						
T3R2	MAZIORA BASE RG (CHROMA FLAIR RZD/GOLD)-10% CHROMAFLAIR	82																																						
611	TINTING BLACK	162																																						
477	IRON RED	130																																						
06E	NEO MICA BASE 35K (SILICA COPPER)-30% PIGMENT	30																																						
395	FIRST VIOLET	12																																						
151	SKASHI BALANCER (FLIP FLOP CONTROLLER)	155																																						
901	BINDER	167																																						
TOTAL		1000																																						
Coating Pressure	0.15-0.25 mpa (21.8-36.3 psi)																																							
Paint Adjustment	1.5-2.5																																							
Gun Distance	10-20cm (3.9-7.8 in)																																							
Paint Film Thickness	15-20																																							
4 Clear / Cure	Clear coat and cure using normal procedures.																																							

<<Spot Paint Application>>

Process	Guideline	Caution																																						
1 Primer Treatment	1. Repair defect parts in a conventional manner. 2. To ensure proper adhesion, final sand with #800 paper wet extending beyond repair area.	To ensure proper adhesion, final sand with #800 paper wet.  Primer Coating (#800 Wet Sanding)																																						
2 Degreasing/Cleaning	1. Hold a "Silicon Off" absorbed cloth in one hand, and a dry cloth in the other hand. 2. Apply cleaner to repair area and wipe off before it dries. Carefully wipe off dust with tack rag again immediately before finishing.	Repeat this process 2-3 times.																																						
3 Fadeout Paint "Torched Penny"	<p style="text-align: center;">【Paint Formulation "Torched Penny"】 Nax Admla by Nippon Paint</p> <table border="1" data-bbox="511 840 974 1459"> <thead> <tr> <th>No</th> <th>Basic Color</th> <th>Formula</th> </tr> </thead> <tbody> <tr> <td>280</td> <td>ADJUSTING CLEAR</td> <td>262</td> </tr> <tr> <td>T3R2</td> <td>MAZIORA BASE RG (CHROMA FLAIR RZD/GOLD)-10% CHROMAFLAIR</td> <td>82</td> </tr> <tr> <td>611</td> <td>TINTING BLACK</td> <td>162</td> </tr> <tr> <td>477</td> <td>IRON RED</td> <td>130</td> </tr> <tr> <td>06E</td> <td>NEO MICA BASE 35K (SILICA COPPER)-30% PIGMENT</td> <td>30</td> </tr> <tr> <td>395</td> <td>FIRST VIOLET</td> <td>12</td> </tr> <tr> <td>151</td> <td>SKASHI BALANCER (FLIP FLOP CONTROLLER)</td> <td>155</td> </tr> <tr> <td>901</td> <td>BINDER</td> <td>167</td> </tr> <tr> <td colspan="2" style="text-align: center;">TOTAL</td> <td>1000</td> </tr> </tbody> </table> <p style="text-align: center;">With Thinner 80-100%</p> <p>** Tinting Point** Basic Color without Maziora is very important for flip flop color match.</p> <p style="text-align: center;">【Spraying】</p> <table border="1" data-bbox="511 1627 974 1879"> <tbody> <tr> <td>Coating Pressure</td> <td>0.15-0.25 mpa (21.8-36.3 psi)</td> </tr> <tr> <td>Paint Adjustment</td> <td>1.5-2.5</td> </tr> <tr> <td>Gun Distance</td> <td>10-20cm (3.9-7.8 in)</td> </tr> <tr> <td>Paint Film Thickness</td> <td>15-20</td> </tr> </tbody> </table>	No	Basic Color	Formula	280	ADJUSTING CLEAR	262	T3R2	MAZIORA BASE RG (CHROMA FLAIR RZD/GOLD)-10% CHROMAFLAIR	82	611	TINTING BLACK	162	477	IRON RED	130	06E	NEO MICA BASE 35K (SILICA COPPER)-30% PIGMENT	30	395	FIRST VIOLET	12	151	SKASHI BALANCER (FLIP FLOP CONTROLLER)	155	901	BINDER	167	TOTAL		1000	Coating Pressure	0.15-0.25 mpa (21.8-36.3 psi)	Paint Adjustment	1.5-2.5	Gun Distance	10-20cm (3.9-7.8 in)	Paint Film Thickness	15-20	1. Spray medium coats allowing five minutes flash time between coats until color is achieved. 2. Extend spray area out farther with each coat. 
No	Basic Color	Formula																																						
280	ADJUSTING CLEAR	262																																						
T3R2	MAZIORA BASE RG (CHROMA FLAIR RZD/GOLD)-10% CHROMAFLAIR	82																																						
611	TINTING BLACK	162																																						
477	IRON RED	130																																						
06E	NEO MICA BASE 35K (SILICA COPPER)-30% PIGMENT	30																																						
395	FIRST VIOLET	12																																						
151	SKASHI BALANCER (FLIP FLOP CONTROLLER)	155																																						
901	BINDER	167																																						
TOTAL		1000																																						
Coating Pressure	0.15-0.25 mpa (21.8-36.3 psi)																																							
Paint Adjustment	1.5-2.5																																							
Gun Distance	10-20cm (3.9-7.8 in)																																							
Paint Film Thickness	15-20																																							
4 Clear / Cure	Clear coat and cure using normal procedures.																																							

SCION xB MAZIORA

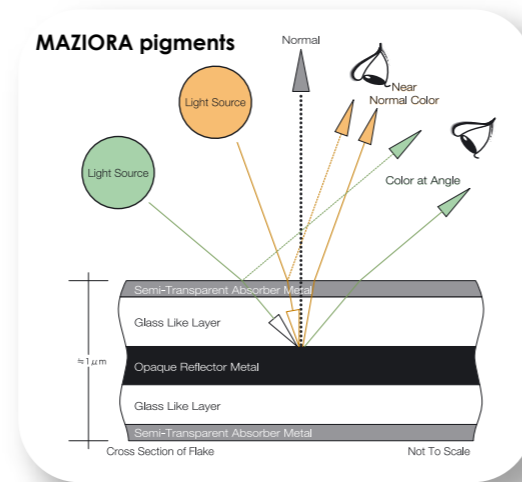
One-point Advice of Paint Application

August 2006



Q Why does "MAZIORA" color change with the angle?

A MAZIORA pigments (powder) are colorless and translucent that was originally developed for the forgery countermeasures. When light shine on the pigments, it disperses light into a spectrum like prism and generates interference wavelength (color). The mechanism is similar to wings of the butterfly, jewel beetle and bubbles.



Q What does "MAZIORA" mean?

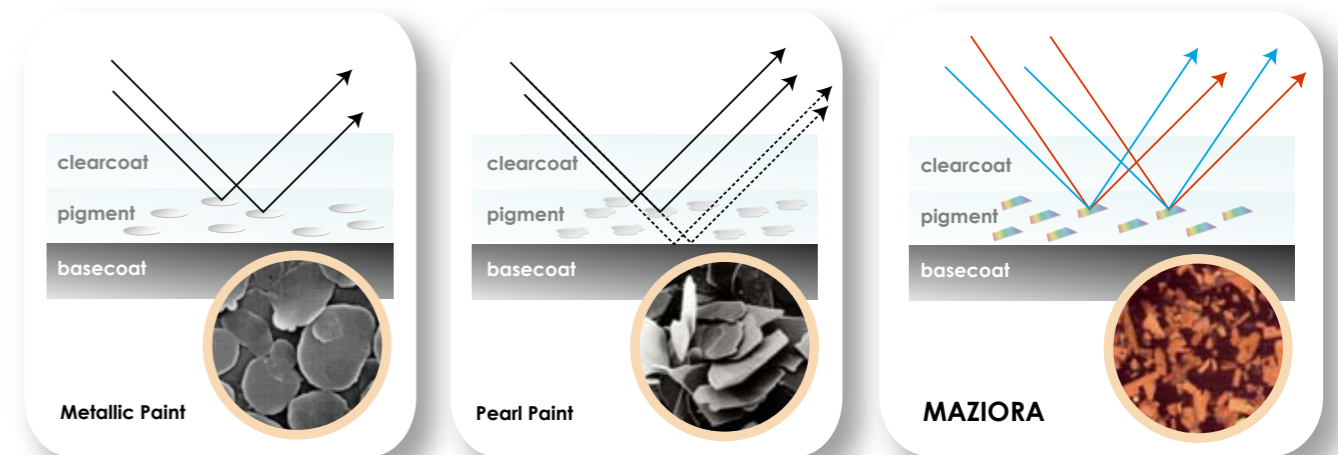
A MAZIORA is a combination of the Latin word for magic-"Magia" and "Aurora" that is an ultimate gradation found in nature. The word "G" in Magiora has changed to "Z" to emphasize the brand image and express the ultimate gradation.
"MAZIORA" is a registered trademark for NIPPON PAINT Co., Ltd.

Q Does it difficult to repair the paint with so much color shift?

- A**
- 1) If you scratch the car...
You do not need to repaint the entire car. It is possible to repair partially or repaint some parts. MAZIORA is accepted by auto insurance companies.
 - 2) If you would like to install parts later...
There is a repair package color "MAZIORA TORCHED PENNY" for any installments of additional parts.

Q What is the difference between pearl and metallic?

A The basic paint application process is the same. There are unique characteristics of MAZIORA pigments. Let's compare.



Q Does MAZIORA work for anything other than cars?

A MAZIORA can generally apply to any surface. We have been promoting MAZIORA brand in many industries. Takuya Kurosawa won the Championship last year in the 4th year of riding "MAZIORA Altezza" at the Super Endurance Race. Many musicians also use instruments with MAZIORA colors.

